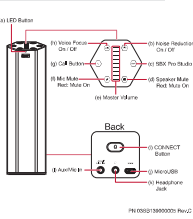
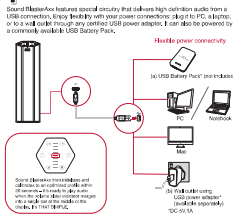


Controls & Connectors



1 Power it



2 Prepare it

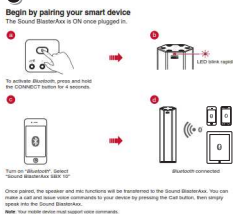
**Sound Blaster Central - Control using mobile devices**  
 Sound Blaster Central is a free app for Android and iOS. To use our software your audio player must be rooted or jailbroken from the app on your phone. Download Sound Blaster Central from the Apple App Store or Google Play Store.

**Installing Sound Blaster AX Control Panel (PC and Mac)**  
 1. Visit [www.soundblaster.com](http://www.soundblaster.com) to download the Sound Blaster AX Control Panel.  
 2. Locate and launch the downloaded file.

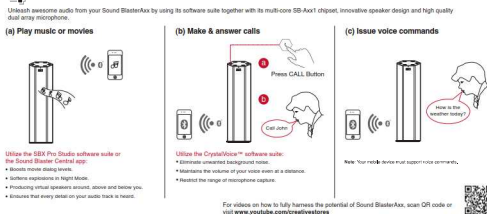
**Setting the default audio device for PC**  
 This setting will be automatically configured after Sound Blaster AX Control Panel is installed.

**Setting the default audio device for Mac OS**  
 1. Go to System Preferences and click Sound.  
 2. Click the Output tab and select Sound Blaster AX SBX 10.  
 3. Click the Input tab and select Sound Blaster AX SBX 10.

3 Pair it



4 Use it



**1. Front Panel**  
 1.1 Headset Jack  
 1.2 Headset Mic  
 1.3 Headset Mic On/Off  
 1.4 Headset Mic Mute  
 1.5 Headset Mic Volume  
 1.6 Headset Mic On/Off  
 1.7 Headset Mic Mute  
 1.8 Headset Mic Volume

**2. Rear Panel**  
 2.1 USB Type-A  
 2.2 USB Type-B  
 2.3 USB Type-C  
 2.4 USB Type-D  
 2.5 USB Type-E  
 2.6 USB Type-F  
 2.7 USB Type-G  
 2.8 USB Type-H  
 2.9 USB Type-I  
 2.10 USB Type-J  
 2.11 USB Type-K  
 2.12 USB Type-L  
 2.13 USB Type-M  
 2.14 USB Type-N  
 2.15 USB Type-O  
 2.16 USB Type-P  
 2.17 USB Type-Q  
 2.18 USB Type-R  
 2.19 USB Type-S  
 2.20 USB Type-T  
 2.21 USB Type-U  
 2.22 USB Type-V  
 2.23 USB Type-W  
 2.24 USB Type-X  
 2.25 USB Type-Y  
 2.26 USB Type-Z  
 2.27 USB Type-AA  
 2.28 USB Type-AB  
 2.29 USB Type-AC  
 2.30 USB Type-AD  
 2.31 USB Type-AE  
 2.32 USB Type-AF  
 2.33 USB Type-AG  
 2.34 USB Type-AH  
 2.35 USB Type-AI  
 2.36 USB Type-AJ  
 2.37 USB Type-AL  
 2.38 USB Type-AM  
 2.39 USB Type-AN  
 2.40 USB Type-AO  
 2.41 USB Type-AP  
 2.42 USB Type-AQ  
 2.43 USB Type-AR  
 2.44 USB Type-AS  
 2.45 USB Type-AT  
 2.46 USB Type-AU  
 2.47 USB Type-AV  
 2.48 USB Type-AW  
 2.49 USB Type-AX  
 2.50 USB Type-AY  
 2.51 USB Type-AZ

**3. Power & Connections**  
 3.1 Power  
 3.2 Connections

**4. Software**  
 4.1 Software

**5. Troubleshooting**  
 5.1 Troubleshooting

**6. Appendix**  
 6.1 Appendix

**7. Specifications**  
 7.1 Specifications

**8. Warranty**  
 8.1 Warranty

**9. Contact Us**  
 9.1 Contact Us

**10. Legal**  
 10.1 Legal

**11. About Us**  
 11.1 About Us

**12. Product Information**  
 12.1 Product Information

**13. Contact Us**  
 13.1 Contact Us

**14. Product Registration**  
 14.1 Product Registration

**15. Technical & Customer Support Services**  
 15.1 Technical & Customer Support Services

**16. Other Information**  
 16.1 Other Information

**17. Glossary**  
 17.1 Glossary

**18. Index**  
 18.1 Index

**19. About Us**  
 19.1 About Us

**20. Contact Us**  
 20.1 Contact Us

**21. Legal**  
 21.1 Legal

**22. About Us**  
 22.1 About Us

**23. Product Information**  
 23.1 Product Information

**24. Contact Us**  
 24.1 Contact Us

**25. Product Registration**  
 25.1 Product Registration

**26. Technical & Customer Support Services**  
 26.1 Technical & Customer Support Services

**27. Other Information**  
 27.1 Other Information

**28. Product Registration**  
 28.1 Product Registration

**29. Technical & Customer Support Services**  
 29.1 Technical & Customer Support Services

**30. Other Information**  
 30.1 Other Information

Keep this document for future reference.

